


# Series PBC™ Combi

## High Efficiency, Residential Gas Condensing Boiler

Product Developed & Assembled in the U.S.A.!

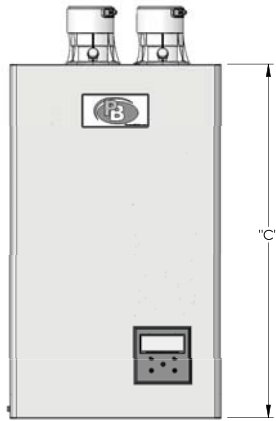


- 95% Efficient – ENERGY STAR® Certified!
- Available for Natural or LP Gas
- 3 Sizes Available Providing up to 5.2 GPM of Domestic Hot Water (Industry Leading!)
- Up to 10:1 Turndown
- Direct Vent – Uses 2” or 3” Piping (PVC, CPVC, Polypro and AL294C)
- Easy-to-Follow Control Menu for Set-up and Service
- Environmentally Friendly – LoNo<sub>x</sub> and Low CO<sub>2</sub> Emissions

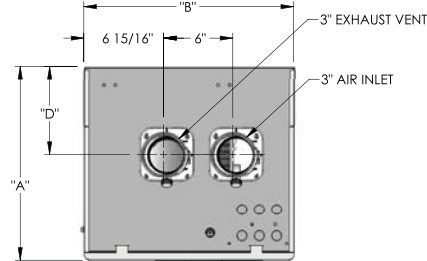


- 1 Heat Exchanger – Isothermic and Stainless Steel
- 2 DHW and Heating Supply/Return Piping
- 3 Condensate Trap
- 4 Vent Piping
- 5 Control Panel – Pivots for Easy-to-Access Components
- 6 Air Vent to Shorten Purge Time
- 7 Boiler Vent Adapter – Fits all Approved Materials
- 8 Spacious Vestibule

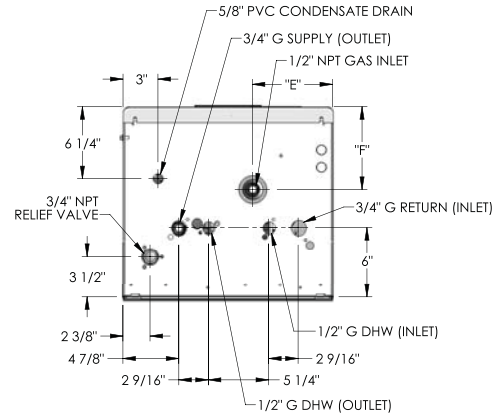
The Series PBC™ boiler includes a 12-year residential limited warranty on the heat exchanger. A one-year parts and labor warranty will also be provided (labor coverage starting on day 91) if the boiler is fully registered (via warranty card or online registration). Visit PeerlessBoilers.com for complete details.



FRONT VIEW



TOP VIEW



BOTTOM VIEW

## Boiler Dimensions

Boiler Model Number	"A"	"B"	"C"	"D"	"E"	"F"
PBC-34	16-13/16"	18-3/16"	30-11/16"	7-13/16"	7-5/8"	7-3/16"
PBC-40	16-13/16"	18-3/16"	30-11/16"	7-13/16"	6-15/16"	7-5/8"
PBC-52	18-13/16"	18-3/16"	30-11/16"	6-1/16"	6-15/16"	7-5/8"

## Boiler Ratings

Series PBC™								DHW Output @70° Rise (GPM)	DHW Turndown
Boiler Model Number	Input Rate				Heating Capacity <sup>2</sup> , MBH	Net Ratings Water <sup>1</sup>	AFUE <sup>2</sup> , %		
	CH Input MBH		DHW Input MBH						
	Minimum	Maximum	Minimum	Maximum					
PBC-34	15.5	80	15.5	130	76.2	64.6	95.1	3.4	8.3:1
PBC-40	15.5	100	15.5	155	95.1	80.9	95.2	4	10.0:1
PBC-52	24.5	120	24.5	199	114.6	97.2	95.3	5.2	8.1:1

\*Note: As an ENERGY STAR® Partner, PB Heat has determined that these firing rates meet the ENERGY STAR® guidelines for energy efficiency.

1 Consult factory before selecting a boiler for installations having unusual piping and pickup requirements, such as intermittent system operation, extensive piping systems, etc.

2 Heating Capacity and Annual Fuel Utilization Efficiency (AFUE) ratings are based on U.S. Government test. Before purchasing this appliance, read important information about its estimated annual energy consumption or energy efficiency rating that is available from you retailer.

Note: See *Installation guide for proper installation instructions.*

## Carton Dimensions

Boiler Model Number	Length	Width	Height
PBC-34	32-1/2"	21"	20"
PBC-40	32-1/2"	21"	20"
PBC-52	32-1/2"	21"	20"



PeerlessBoilers.com



Printed on Recycled Paper

PeerlessBoilers.com

CUT-PBC R0 (8/18-1M)

Printed in U.S.A.

©2018 PB Heat, LLC. All rights reserved.