

Series 211A™

Large Commercial Steam Boilers



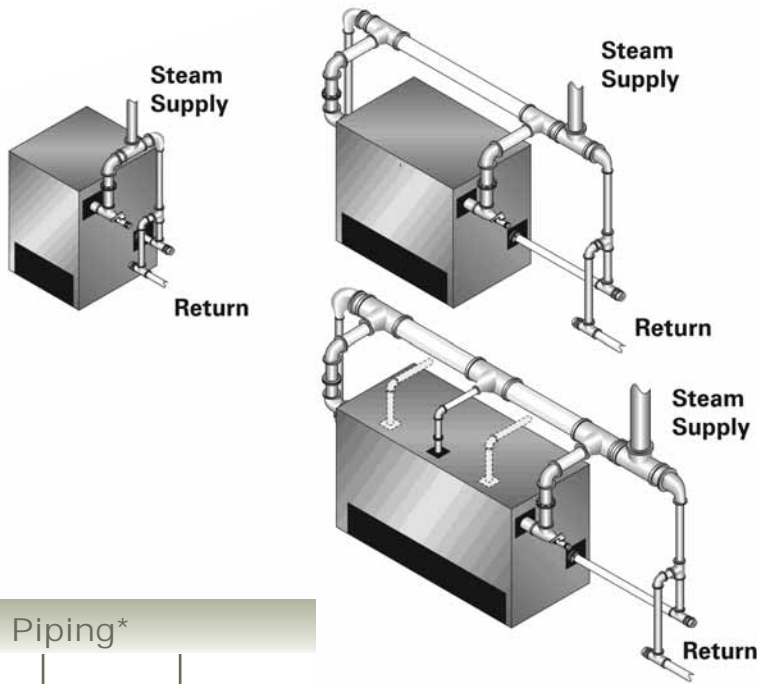
Standard Equipment

- > Manual Reset High Limit Control
- > Honeywell Operating Controls
- > Injection Molded *Flex-Seal* Flow Port Gaskets
- > Factory Assembled Gas Train to Meet ANSI Z21.13
- > Individual Draw Rods for Ease of Assembly
- > Float and Probe Type LWCO
- > Gauge Glass and Fittings
- > Pressure Gauge
- > 15 PSI Safety Valve

Series 211A™ Boiler Features

- Atmospheric Gas Fired, Commercial Cast Iron Boiler
- Natural or LP Gas
- 43 sizes, 4–46 sections; Available as Knockdown, Factory Assembled Sections or Factory Packaged
- Boiler Efficiencies Compliant with Federal and ASHRAE 90.1 Requirements
- Factory Assembled Gas Train to Meet ANSI Z21.13
- Natural Draft (Chimney) Venting
- Large Water Content
- Built-in Horizontal to Vertical Draft Hood Provides Low Profile Design—Ideal for Installations with Low Ceilings
- Exclusive Access Design—Accessibility to Flueways from Both Ends for Inspection and Cleaning without Removing Entire Jacket

Steam Piping



Pipe the return line to a Hartford Loop, with the return nipple located from 2 to 4 inches below the normal water line.

Steam Boiler Piping*

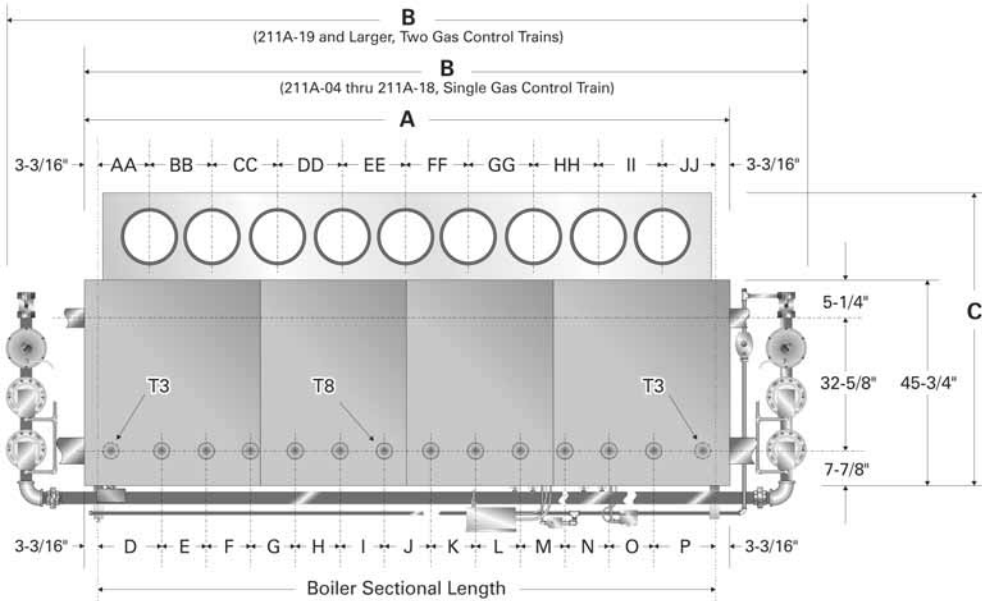
Boiler Model Number	Header	Risers	Equalizer
211A-04	4"	1-4"	2-1/2"
211A-05	5"	1-5"	2-1/2"
211A-06	5"	1-5"	2-1/2"
211A-07	5"	1-5"	2-1/2"
211A-08	6"	2-4"	2-1/2"
211A-09	6"	2-5"	2-1/2"
211A-10	6"	2-5"	3"
211A-11	6"	2-5"	3"
211A-12	8"	2-5"	3"
211A-13	8"	2-5"	3"
211A-14	8"	2-5"	3"
211A-15	8"	2-6"	3"
211A-16	8"	2-6"	4"
211A-17	8"	2-6"	4"
211A-18	8"	2-6" 1-3"	4"
211A-19	8"	2-6" 1-3"	4"
211A-20	8"	2-6" 1-3"	4"
211A-21	8"	2-6" 1-3"	4"
211A-22	8"	2-6" 2-3"	4"
211A-23	8"	2-6" 2-3"	4"
211A-24	10"	2-6" 2-3"	4"
211A-25	10"	2-6" 3-3"	4"
211A-26	10"	2-6" 3-3"	4"
211A-27	10"	2-6" 4-3"	4"
211A-28	10"	2-6" 4-3"	5"
211A-29	10"	2-6" 5-3"	5"
211A-30	10"	2-6" 5-3"	5"
211A-31	10"	2-6" 6-3"	5"
211A-32	10"	2-6" 6-3"	5"
211A-33	10"	2-6" 7-3"	5"
211A-34	10"	2-6" 7-3"	5"
211A-35	10"	2-6" 7-3"	5"
211A-36	10"	2-6" 8-3"	5"
211A-37	10"	2-6" 8-3"	5"
211A-38	10"	2-6" 8-3"	5"
211A-39	10"	2-6" 9-3"	5"
211A-40	10"	2-6" 9-3"	5"
211A-41	10"	2-6" 10-3"	5"
211A-42	10"	2-6" 10-3"	5"
211A-43	10"	2-6" 11-3"	5"
211A-44	12"	2-6" 11-3"	5"
211A-45	12"	2-6" 12-3"	5"
211A-46	12"	2-6" 12-3"	5"

Boiler Specs

Boiler Model Number	Gas Connection Size (Nat. Gas)	Draft Hoods No. & Size	Flue Size to Stack	Chimney Size	Approx. Shipping Weight (lbs.)
211A-04	1"	(1) 12"	12"	12" x 20'	2380
211A-05	1"	(1) 12"	12"	12" x 20'	2900
211A-06	1-1/4"	(1) 14"	14"	14" x 20'	3450
211A-07	1-1/4"	(2) 12"	14"	14" x 20'	3900
211A-08	1-1/4"	(2) 12"	15"	15" x 20'	4390
211A-09	1-1/2"	(2) 12"	16"	16" x 20'	4875
211A-10	1-1/2"	(2) 14"	17"	17" x 20'	5320
211A-11	2"	(2) 14"	18"	18" x 20'	5900
211A-12	2"	(3) 12"	18"	18" x 20'	6370
211A-13	2"	(3) 12"	19"	19" x 20'	6800
211A-14	2"	(3) 14"	20"	20" x 20'	7400
211A-15	2"	(3) 14"	21"	21" x 20'	7950
211A-16	2"	(3) 14"	21"	21" x 20'	8420
211A-17	2"	(4) 14"	22"	22" x 20'	8900
211A-18	2-1/2"	(4) 14"	23"	23" x 20'	9450
211A-19	(2) 2"	(4) 14"	23"	23" x 20'	10000
211A-20	(2) 2"	(4) 14"	24"	24" x 20'	
211A-21	(2) 2"	(4) 14"	25"	25" x 20'	
211A-22	(2) 2"	(5) 14"	25"	25" x 20'	
211A-23	(2) 2"	(5) 14"	26"	26" x 20'	
211A-24	(2) 2"	(5) 14"	26"	26" x 20'	
211A-25	(2) 2"	(5) 14"	27"	27" x 20'	
211A-26	(2) 2"	(5) 14"	27"	27" x 20'	
211A-27	(2) 2"	(6) 14"	28"	28" x 20'	
211A-28	(2) 2"	(6) 14"	29"	29" x 20'	
211A-29	(2) 2"	(6) 14"	29"	29" x 20'	
211A-30	(2) 2"	(6) 14"	30"	30" x 20'	
211A-31	(2) 2"	(6) 14"	30"	30" x 20'	
211A-32	(2) 2"	(7) 14"	31"	31" x 20'	
211A-33	(2) 2"	(7) 14"	31"	31" x 20'	
211A-34	(2) 2-1/2"	(7) 14"	32"	32" x 20'	
211A-35	(2) 2-1/2"	(7) 14"	32"	32" x 20'	
211A-36	(2) 2"	(7) 14"	33"	33" x 20'	

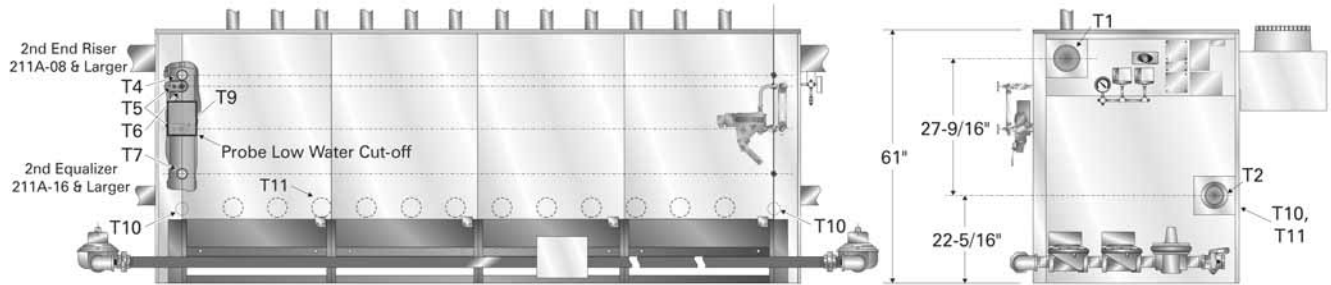
*Refer to 211A IOM for piping details

Front View



TAPPING SCHEDULE

- T1** End Supply Riser Taps, 6" each End Section
- T2** Return Taps, 6" Each End
- T3** 3" Tap, Top, Each End Section
- T4** 3/4" Tap, One Each End Section
- T5** 1/2" Tap, Two Each End Section
- T6** 1" Tap, One Each End Section
- T7** 1" Tap, One Each End Section
- T8** Intermediate Supply Riser Taps, 3", in Tapped Intermediates
- T9** 3/4" Tap, One Each End Section, For Probe LWCO
- T10** 1 1/2" Tap, Blowdown, Each End Section
- T11** 3" Tap, Lower Rear, Tapped Intermediate Sections Only, Not Used



FRONT VIEW

Boiler Dimensions

Boiler Model Number	Dimensions Length & Width			Boiler Section Length	Intermediate Riser Center Lines 3" Tappings – Used in Addition to Two End Risers (Dimension are Approximate)													Flue Connection Center Lines									
	"A"	"B"	"C"		"D"	"E"	"F"	"G"	"H"	"I"	"J"	"K"	"L"	"M"	"N"	"O"	"P"	"AA"	"BB"	"CC"	"DD"	"EE"	"FF"	"GG"	"HH"	"II"	"FF"
211A-04	28 1/8"	38 3/8"	63"	21 3/4"													10 7/8"										10 7/8"
211A-05	33 3/4"	44"	63"	27 3/8"													13 3/4"										13 3/8"
211A-06	39 3/8"	50 1/4"	65"	33"													16 1/2"										16 1/2"
211A-07	45"	55 7/8"	63"	38 3/8"													10 7/8"	16 7/8"									10 7/8"
211A-08	50 5/8"	61 3/4"	63"	44 1/4"													13 3/4"	19 5/8"									10 7/8"
211A-09	56 1/4"	67 5/8"	63"	49 7/8"													13 3/4"	22 1/2"									13 3/8"
211A-10	61 7/8"	73 1/4"	65"	55 1/2"													16 1/2"	25 3/8"									13 3/8"
211A-11	67 1/2"	80 3/4"	65"	61 1/8"													16 1/2"	28 1/8"									16 1/2"
211A-12	73 1/8"	86 3/8"	63"	66 3/4"													13 3/4"	22 1/2"	19 5/8"								10 7/8"
211A-13	78 3/4"	91 1/2"	63"	72 3/8"													13 3/4"	22 1/2"	22 1/2"								13 3/8"
211A-14	84 3/8"	97 1/8"	65"	78"													16 1/2"	25 3/8"	22 1/2"								13 3/8"
211A-15	90"	102 3/4"	65"	83 3/8"													16 1/2"	25 3/8"	25 1/4"								16 1/2"
211A-16	95 5/8"	108 3/8"	65"	89 1/4"													16 1/2"	28 1/8"	28 1/8"								16 1/2"
211A-17	101 1/4"	114 1/4"	65"	94 7/8"													13 3/4"	22 1/2"	22 1/2"	22 1/2"							13 3/8"
211A-18	106 7/8"	120 3/8"	65"	100 1/2"	53 1/16"											47 1/16"	16 1/2"	25 3/8"	22 1/2"	22 1/2"							13 3/8"
211A-19	112 1/2"	139 1/8"	65"	106 1/8"	53 1/16"											53 1/16"	13 3/4"	25 3/8"	28 1/8"	25 1/4"							13 3/8"
211A-20	118 1/8"	144 3/4"	65"	111 3/4"	58 1/16"											53 1/16"	16 1/2"	28 1/8"	28 1/8"	25 3/8"							13 3/8"
211A-21	123 3/4"	150 3/8"	65"	117 3/8"	58 1/16"											58 1/16"	16 1/2"	28 1/8"	28 1/8"	28 1/8"							16 1/2"
211A-22	129 3/8"	156"	65"	123"	41 13/16"	45"										36 3/16"	16 1/2"	25 3/8"	22 1/2"	22 1/2"	22 1/2"					13 3/8"	
211A-23	135"	161 1/8"	65"	128 5/8"	41 13/16"	45"										41 13/16"	16 1/2"	28 1/8"	25 3/8"	22 1/2"	22 1/2"					13 3/8"	
211A-24	140 5/8"	166 3/8"	65"	134 1/4"	47 7/16"	45"										41 13/16"	16 1/2"	28 1/8"	28 1/8"	25 3/8"	22 1/2"	22 1/2"				13 3/8"	
211A-25	146 1/4"	172"	65"	139 7/8"	36 3/16"	33 3/4"	33 3/4"									36 3/16"	16 1/2"	28 1/8"	28 1/8"	28 1/8"	25 3/8"					13 3/8"	
211A-26	151 7/8"	177 5/8"	65"	145 1/2"	36 3/16"	33 3/4"	39 3/8"									36 3/16"	16 1/2"	28 1/8"	28 1/8"	28 1/8"	28 1/8"					16 1/2"	
211A-27	157 1/2"	183 1/4"	65"	151 1/8"	36 3/16"	28 1/8"	28 1/8"	28 1/8"								30 3/16"	16 1/2"	28 1/8"	25 3/8"	22 1/2"	22 1/2"	22 1/2"				13 3/8"	
211A-28	163 1/8"	188 7/8"	65"	156 3/4"	24 15/16"	33 3/4"	33 3/4"	33 3/4"								30 3/16"	16 1/2"	28 1/8"	28 1/8"	25 3/8"	22 1/2"	22 1/2"	22 1/2"			13 3/8"	
211A-29	168 3/4"	194 1/2"	65"	162 3/8"	24 15/16"	28 1/8"	28 1/8"	28 1/8"	28 1/8"							24 15/16"	16 1/2"	28 1/8"	28 1/8"	28 1/8"	25 3/8"	22 1/2"	22 1/2"			13 3/8"	
211A-30	174 3/8"	200 1/8"	65"	168"	30 3/16"	28 1/8"	28 1/8"	28 1/8"	28 1/8"							24 15/16"	16 1/2"	28 1/8"	28 1/8"	28 1/8"	28 1/8"	25 3/8"				13 3/8"	
211A-31	180"	205 3/4"	65"	173 3/8"	30 3/16"	22 1/2"	22 1/2"	22 1/2"	22 1/2"	22 1/2"						30 3/16"	16 1/2"	28 1/8"	28 1/8"	28 1/8"	28 1/8"	28 1/8"				16 1/2"	
211A-32	185 5/8"	211 7/8"	65"	179 1/4"	30 3/16"	28 1/8"	22 1/2"	22 1/2"	22 1/2"	22 1/2"						30 3/16"	16 1/2"	28 1/8"	28 1/8"	25 3/8"	22 1/2"	22 1/2"	22 1/2"			13 3/8"	
211A-33	191 1/4"	217 1/2"	65"	184 7/8"	24 15/16"	22 1/2"	22 1/2"	22 1/2"	22 1/2"	22 1/2"	22 1/2"					24 15/16"	16 1/2"	28 1/8"	28 1/8"	28 1/8"	25 3/8"	22 1/2"	22 1/2"	22 1/2"		13 3/8"	
211A-34	196 7/8"	223 1/8"	65"	190 1/2"	24 15/16"	22 1/2"	22 1/2"	22 1/2"	28 1/8"	28 1/8"	22 1/2"	22 1/2"				24 15/16"	16 1/2"	28 1/8"	28 1/8"	28 1/8"	25 3/8"	22 1/2"	22 1/2"			13 3/8"	
211A-35	202 1/2"	229 1/2"	65"	196 1/8"	24 15/16"	22 1/2"	22 1/2"	28 1/8"	28 1/8"	22 1/2"	22 1/2"					24 15/16"	16 1/2"	28 1/8"	28 1/8"	28 1/8"	28 1/8"	28 1/8"	22 1/2"			13 3/8"	
211A-36	208 1/8"	262"	65"	201 3/4"	24 15/16"	22 1/2"	22 1/2"	22 1/2"	22 1/2"	22 1/2"	22 1/2"	22 1/2"				19 5/16"	16 1/2"	28 1/8"	28 1/8"	28 1/8"	28 1/8"	28 1/8"	28 1/8"			16 1/2"	
211A-37	213 3/4"	268"	65"	207 3/8"	24 15/16"	22 1/2"	22 1/2"	22 1/2"	22 1/2"	22 1/2"	22 1/2"	22 1/2"				24 15/16"	16 1/2"	28 1/8"	28 1/8"	28 1/8"	25 3/8"	22 1/2"	22 1/2"	22 1/2"		13 3/8"	



Boiler Ratings - Assembled Block or Individual Section

Boiler Model Number	Natural Gas Ratings										LP Gas (2500 Btu/cu. ft.; 93,000 kJ/m ³)										Efficiency	
	Input		Output ¹		Net Ratings ²				Steam Piping Factor	Boiler H.P.	Input		Output		Net Ratings ²				Steam Piping Factor	Boiler H.P.	Thml	Cmb
					Sq. Ft.	m ²	MBH	kW							Sq. Ft.	m ²	MBH	kW			%	%
	MBH	kW	MBH	kW	MBH	kW	MBH	kW	MBH	kW	MBH	kW	MBH	kW	MBH	kW	MBH	kW				
211A-04	630	185	486	142	1,521	141	365	107	1.333	14.5	615	180	474	139	1,483	138	356	104	1.333	14.2	77.1	79.8
211A-05	840	246	650	190	2,033	189	488	143	1.333	19.4	820	240	635	186	1,983	184	476	140	1.333	19.0	77.4	80.0
211A-06	1,050	308	816	239	2,550	237	612	179	1.333	24.4	1,025	300	796	233	2,488	231	597	175	1.333	23.8	77.7	80.0
211A-07	1,260	369	980	287	3,063	285	735	215	1.333	29.3	1,230	360	957	280	2,992	278	718	210	1.333	28.6	77.8	80.0
211A-08	1,470	431	1,145	336	3,579	332	859	252	1.333	34.2	1,435	421	1,118	328	3,496	325	839	246	1.333	33.4	77.9	80.0
211A-09	1,680	492	1,310	384	4,113	382	987	289	1.327	39.1	1,640	481	1,279	375	4,008	372	962	282	1.330	38.2	78.0	80.0
211A-10	1,890	554	1,476	433	4,688	436	1,125	330	1.312	44.1	1,845	541	1,441	422	4,567	424	1,096	321	1.315	43.0	78.1	80.0
211A-11	2,100	615	1,642	481	5,263	489	1,263	370	1.300	49.1	2,050	601	1,603	470	5,125	476	1,230	360	1.303	47.9	78.2	80.0
211A-12	2,310	677	1,806	529	5,829	542	1,399	410	1.291	54.0	2,255	661	1,763	517	5,679	528	1,363	399	1.293	52.7	78.2	80.0
211A-13	2,520	739	1,958	574	6,333	588	1,520	445	1.288	58.5	2,460	721	1,911	560	6,179	574	1,483	435	1.289	57.1	77.7	80.0
211A-14	2,730	800	2,124	622	6,871	638	1,649	483	1.288	63.5	2,665	781	2,073	608	6,704	623	1,609	472	1.288	61.9	77.8	80.0
211A-15	2,940	862	2,290	671	7,408	688	1,778	521	1.288	68.4	2,870	841	2,236	655	7,233	672	1,736	509	1.288	66.8	77.9	80.0
211A-16	3,150	923	2,454	719	7,938	737	1,905	558	1.288	73.3	3,075	901	2,395	702	7,746	720	1,859	545	1.288	71.5	77.9	80.0
211A-17	3,360	985	2,621	768	8,479	788	2,035	596	1.288	78.3	3,280	961	2,558	750	8,275	769	1,986	582	1.288	76.4	78.0	80.0
211A-18	3,570	1,046	2,785	816	9,008	837	2,162	634	1.288	83.2	3,485	1,021	2,718	797	8,792	817	2,110	618	1.288	81.2	78.0	80.0
211A-19	3,780	1,108	2,952	865	9,550	887	2,292	672	1.288	88.2	3,690	1,081	2,882	845	9,325	866	2,238	656	1.288	86.1	78.1	80.0
211A-20	3,990	1,169	3,116	913	10,079	936	2,419	709	1.288	93.1	3,895	1,142	3,042	892	9,842	914	2,362	692	1.288	90.9	78.1	80.0
211A-21	4,200	1,231	3,280	961	10,613	986	2,547	746	1.288	98.0	4,100	1,202	3,202	938	10,358	962	2,486	729	1.288	95.7	78.1	80.0
211A-22	4,410	1,292	3,449	1,011	11,158	1,037	2,678	785	1.288	103.0	4,305	1,262	3,367	987	10,892	1,012	2,614	766	1.288	100.6	78.2	80.0
211A-23	4,620	1,354	3,599	1,055	11,642	1,082	2,794	819	1.288	107.5	4,510	1,322	3,513	1,030	11,363	1,056	2,727	799	1.288	104.9	77.9	80.0
211A-24	4,830	1,416	3,763	1,103	12,175	1,131	2,922	856	1.288	112.4	4,715	1,382	3,673	1,076	11,883	1,104	2,852	836	1.288	109.7	77.9	80.0
211A-25	5,040	1,477	3,931	1,152	12,717	1,181	3,052	894	1.288	117.4	4,920	1,442	3,838	1,125	12,417	1,154	2,980	873	1.288	114.7	78.0	80.0
211A-26	5,250	1,539	4,095	1,200	13,246	1,231	3,179	932	1.288	122.3	5,125	1,502	3,998	1,172	12,933	1,202	3,104	910	1.288	119.4	78.0	80.0
211A-27	5,460	1,600	4,259	1,248	13,779	1,280	3,307	969	1.288	127.2	5,330	1,562	4,157	1,218	13,446	1,249	3,227	946	1.288	124.2	78.0	80.0
211A-28	5,670	1,662	4,428	1,298	14,325	1,331	3,438	1,008	1.288	132.3	5,535	1,622	4,323	1,267	13,983	1,299	3,356	984	1.288	129.1	78.1	80.0
211A-29	5,880	1,723	4,592	1,346	14,854	1,380	3,565	1,045	1.288	137.2	5,740	1,682	4,483	1,314	14,504	1,347	3,481	1,020	1.288	133.9	78.1	80.0
211A-30	6,090	1,785	4,756	1,394	15,388	1,430	3,693	1,082	1.288	142.1	5,945	1,742	4,643	1,361	15,021	1,395	3,605	1,057	1.288	138.7	78.1	80.0
211A-31	6,300	1,846	4,920	1,442	15,917	1,479	3,820	1,120	1.288	147.0	6,150	1,802	4,803	1,408	15,538	1,444	3,729	1,093	1.288	143.5	78.1	80.0
211A-32	6,510	1,908	5,084	1,490	16,446	1,528	3,947	1,157	1.288	151.9	6,355	1,862	4,963	1,455	16,054	1,491	3,853	1,129	1.288	148.3	78.1	80.0
211A-33	6,720	1,969	5,255	1,540	17,000	1,579	4,080	1,196	1.288	157.0	6,560	1,923	5,130	1,503	16,596	1,542	3,983	1,167	1.288	153.2	78.2	80.0
211A-34	6,930	2,031	5,419	1,588	17,529	1,628	4,207	1,233	1.288	161.9	6,765	1,983	5,290	1,550	17,113	1,590	4,107	1,204	1.288	158.0	78.2	80.0
211A-35	7,140	2,093	5,583	1,636	18,063	1,678	4,335	1,270	1.288	166.8	6,970	2,043	5,451	1,598	17,633	1,638	4,232	1,240	1.288	162.8	78.2	80.0
211A-36	7,350	2,154	5,748	1,685	18,596	1,728	4,463	1,308	1.288	171.7	7,175	2,103	5,611	1,644	18,150	1,686	4,356	1,277	1.288	167.6	78.2	80.0
211A-37	7,560	2,216	5,904	1,730	19,100	1,774	4,584	1,343	1.288	176.4	7,380	2,163	5,764	1,689	18,646	1,732	4,475	1,311	1.288	172.2	78.1	80.0
211A-38	7,770	2,277	6,068	1,778	19,629	1,824	4,711	1,381	1.288	181.3											78.1	80.0
211A-39	7,980	2,339	6,232	1,826	20,163	1,873	4,839	1,418	1.288	186.2											78.1	80.0
211A-40	8,190	2,400	6,396	1,874	20,692	1,922	4,966	1,455	1.288	191.1											78.1	80.0
211A-41	8,400	2,462	6,560	1,923	21,221	1,971	5,093	1,493	1.288	196.0											78.1	80.0
211A-42	8,610	2,523	6,724	1,971	21,750	2,021	5,220	1,530	1.288	200.9											78.1	80.0
211A-43	8,820	2,585	6,888	2,019	22,283	2,070	5,348	1,567	1.288	205.8											78.1	80.0
211A-44	9,030	2,646	7,061	2,069	22,842	2,122	5,482	1,607	1.288	210.9											78.2	80.0
211A-45	9,240	2,708	7,226	2,118	23,375	2,172	5,610	1,644	1.288	215.9											78.2	80.0
211A-46	9,450	2,770	7,390	2,166	23,908	2,221	5,738	1,682	1.288	220.8											78.2	80.0

BOILER MODEL NUMBERS 211A-38 TO 211A-46 ARE CERTIFIED FOR NATURAL GAS ONLY. CONTACT THE FACTORY.

Boiler Ratings - Packaged

Series 211A™								AHRI CERTIFIED® www.ahricertified.org		Natural Gas Ratings Boiler H.P.	Steam Water Content, gal
Boiler Model Number	Natural Gas Ratings		Net Ratings ²		Thermal Efficiency, %	Combustion Efficiency, %					
	Input, MBH	Output ¹ , MBH	Steam EDR, sqft	Steam, MBH							
211A-04	630	486	1,521	365	77.1	79.8		14.5	31.64		
211A-05	840	650	2,033	488	77.4	80.0		19.4	39.55		
211A-06	1,050	816	2,550	612	77.7	80.0		24.4	47.46		
211A-07	1,260	980	3,063	735	77.8	80.0		29.3	55.37		
211A-08	1,470	1,145	3,579	859	77.9	80.0		34.2	63.28		
211A-09	1,680	1,310	4,113	987	78.0	80.0		39.1	71.19		
211A-10	1,890	1,476	4,688	1,125	78.1	80.0		44.1	79.10		
211A-11	2,100	1,642	5,263	1,263	78.2	80.0		49.1	87.01		
211A-12	2,310	1,806	5,829	1,399	78.2	80.0		54.0	94.92		
211A-13	2,520	1,958	6,333	1,520	77.7	80.0		58.5	102.83		
211A-14	2,730	2,124	6,871	1,649	77.8	80.0		63.5	110.74		
211A-15	2,940	2,290	7,408	1,778	77.9	80.0		68.4	118.65		
211A-16	3,150	2,454	7,938	1,905	77.9	80.0		73.3	126.56		
211A-17	3,360	2,621	8,479	2,035	78.0	80.0		78.3	134.47		
211A-18	3,570	2,785	9,008	2,162	78.0	80.0		83.2	142.38		
211A-19	3,780	2,952	9,550	2,292	78.1	80.0		88.2	150.29		

- Gross Output Rating, Thermal Efficiency and Combustion Efficiency determined in accordance with AHRI requirements.
- Net AHRI steam ratings based on allowance shown in table.
- Consult factory before selecting a boiler for installations having unusual piping and pickup requirements, such as intermittent system operation, extensive piping systems, etc.



PeerlessBoilers.com

