

Peerless® PUREFIRE®

High Efficiency Condensing Gas Boilers




- Up to 95% AFUE—ENERGY STAR® Efficient*!
- Gas-fired Condensing Boiler for Natural or LP Gas
- 9 Sizes Available—Residential and Commercial
- Direct-vent, Sealed Combustion
- Fully Modulating Burner for Maximum Efficiency
- Factory Tested, Pre-Mixed Gas Burner Technology
- ETL Certified for U.S. and Canada
- Environmentally Friendly—LoNO_x Operation
- Sleek, Modern Design with Easy Access to Controls
- Compact, Lightweight and Small Footprint
- Cascade Capable—up to 16 Boilers

*Residential models

**Now Available -
PF to PFW
Conversion Kit!**

Turn the PF-200 or PF-399 into a PFW-200 or a PFW-399 large volume, hot water supply boiler with our new simple conversion kit! See your local dealer for more information.

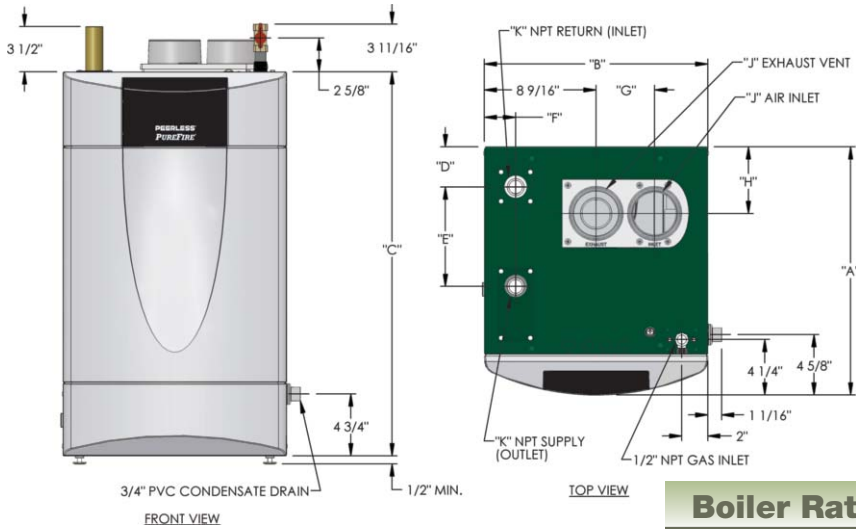


- 1 Supply / Return Pipes
- 2 Boiler Status Display
- 3 Blower
- 4 120V Service Outlet
- 5 Top Vent Connections
- 6 Service Switch
- 7 Reliable Dual Flame Sensors
- 8 Condensate System with Neutralizer
- 9 Leveling Legs

The PUREFIRE® boiler includes a 12-year residential limited warranty on the heat exchanger. A five-year parts and one-year labor warranty is also provided (labor coverage starting on day 91) if the boiler is fully registered via warranty card or online registration within one year of installation. Visit PeerlessBoilers.com for complete details.



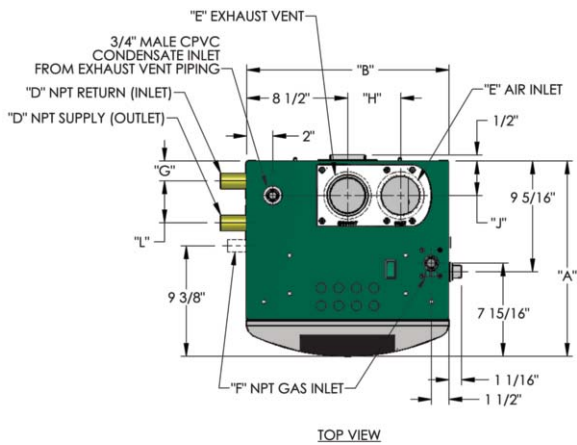
Technical Information



Carton Dimensions & Shipping Weights

Boiler Model Number	Length	Width	Height	Approximate Shipping Weight (lbs.)	
RESIDENTIAL	PF-50	21"	16"	36"	88
	PF-80	21"	16"	36"	88
	PF-110	21"	23"	36"	108
	PF-140	21"	23"	36"	118
	PF-200	21"	24"	48"	165
PF-210	21"	24"	48"	165	
COMMERCIAL	PF-300	25"	32"	50"	255
	PF-399	25"	32"	50"	255
	PF-460	25"	32"	50"	255

PF-50, 80, 110 & 140



Boiler Ratings

PUREFIRE® Gas Series						
Boiler Model Number	Input, MBH		Heating Capacity ² , MBH	Net Water Ratings ²	AFUE ² , %	
	Min	Max				
RESIDENTIAL	PF-50	16	50	47	41	95.0
	PF-80	20	80	75	65	95.0
	PF-110	27.5	110	103	90	95.0
	PF-140	35	140	131	114	95.0
	PF-200	42	199	185	161	95.0
PF-210	42	210	195	170	95.1	
COMMERCIAL				Gross Output, MBH	Thermal Efficiency, %	
	PF-300	60	300	290	252	96.5
	PF-399	80	399	380	330	95.2
	PF-460	92	460	438	381	95.2

Note: Consult factory before selecting a boiler for installations having unusual piping and pickup requirements, such as intermittent system operation, extensive piping systems, etc.

- 1 Heating Capacity and Annual Fuel Utilization Efficiency (AFUE) ratings are based on U.S. Government test. Before purchasing this appliance, read important information about its estimated annual energy consumption or energy efficiency rating that is available from your retailer.
- 2 Net water ratings are based on an allowance of 1.15.

Dimensions & Connection Sizes

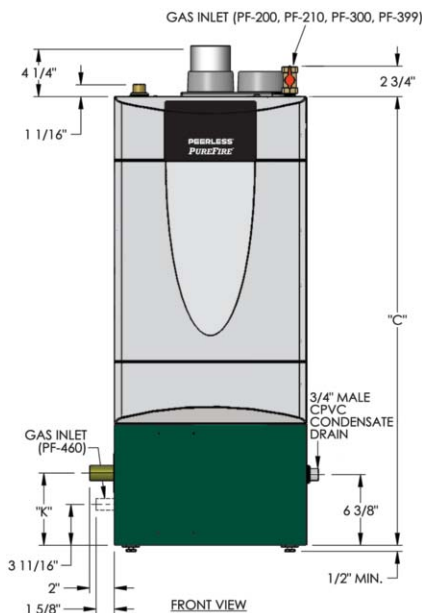
Boiler Model Number	Dimensions											
	A	B	C	D	E	F	G	H	J	K	L	
RESIDENTIAL	PF-50	13-1/2"	17-1/4"	29-1/2"	3-1/8"	4-7/8"	2-1/2"	4-1/2"	5-1/8"	3"	1"	N/A
	PF-80	13-1/2"	17-1/4"	29-1/2"	3-1/8"	4-7/8"	2-1/2"	4-1/2"	5-1/8"	3"	1"	N/A
	PF-110	19"	17-1/4"	29-1/2"	3-1/8"	7-5/8"	2-1/2"	4-1/2"	5-1/8"	3"	1"	N/A
	PF-140	19"	17-1/4"	29-1/2"	3-1/8"	10-1/2"	2-1/2"	4-1/2"	5-1/8"	3"	1"	N/A
	PF-200	16-9/16"	17-3/16"	40-1/2"	1"	3"	3/4"	1-3/4"	4-1/2"	3"	6-1/2"	3-9/16"
	PF-210	16-9/16"	17-3/16"	40-1/2"	1"	3"	3/4"	1-3/4"	4-1/2"	3"	6-1/2"	3-9/16"
COMMERCIAL	PF-300	27-15/16"	17-3/16"	40-1/2"	1-1/2"	4"	3/4"	2-3/4"	5-1/4"	3-1/2"	5-3/4"	7-1/16"
	PF-399	27-15/16"	17-3/16"	40-1/2"	1-1/2"	4"	3/4"	2-3/4"	5-1/4"	3-1/2"	5-3/4"	7-1/16"
	PF-460	27-15/16"	17-3/16"	40-1/2"	1-1/2"	4"	3/4"	2-3/4"	5-1/4"	3-1/2"	5-3/4"	7-1/16"

Standard Equipment

- Built-in Condensate Neutralizer System with Float Switch Protection
- State-of-the-Art Control Board with Advanced Features
- High Grade Stainless Steel Burner and Heat Exchanger
- Outdoor Reset Capability
- Domestic Hot Water Priority
- PVC Screened Air Intake and Exhaust
- Combination Temperature-Pressure Gauge and 30 PSIG Relief Valve



PeerlessBoilers.com



PF-200, 210, 300, 399 & 460