

Peerless® Boilers




PeerlessBoilers.com

Series WV-DV™ Residential Oil Boilers


Series WV/DV™ Boiler Features

- ✓ **Up to 86.7% AFUE!**
- ✓ **Residential, Oil-fired Boiler for Hot Water Systems**
- ✓ **Direct Vent, Sealed Combustion Boiler**
Fully Packaged and Ready to Install
- ✓ **High Efficiency, Flame Retention Burners**
Choice of Beckett or Riello ⑦
- ✓ **Solid State Burner Control with Pre- and Post-Purge**
- ✓ **Cast Iron Sections**
Factory Tested and Assembled with Steel Push Nipples
- ✓ **Large Water Content, Wet Base Section Design**
- ✓ **Deluxe Powder Coated Steel Jacket**
Reduces Boiler Heat Loss ①
- ✓ **Full Plate Swing-Out Door**
For Quick and Easy Cleaning ③
- ✓ **Tankless Coil (Optional Equipment)**



Standard Equipment

- | | | |
|--|--|-------------------------|
| ✓ Taco Circulator | ✓ Boiler Reset Control w/ Low Water Cut-off (HydroStat 3250)
for Increased Efficiency and Safety ⑤ | ✓ Drain Valve |
| ✓ Concentric Vent Termination Kit
Only One 8" Hole Needed Through Wall ④ | ✓ Flame Observation Port ② | ✓ Service Switch |
| | ✓ Temperature-Pressure Gauge ⑥ | |

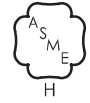
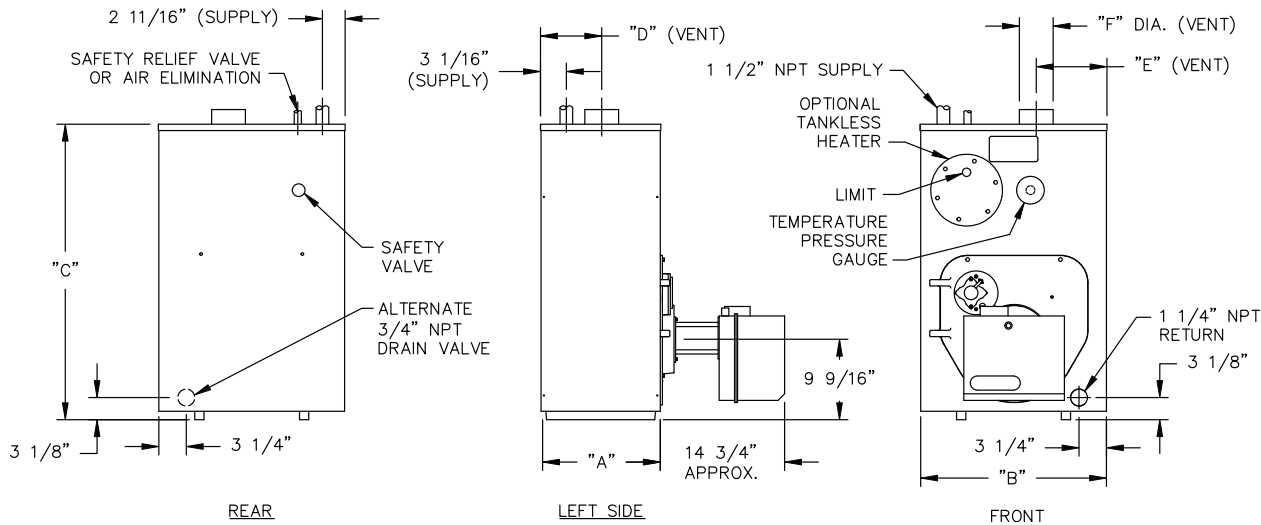


**SCAN FOR
SERIES WV-DV™
PRODUCT INFO**

**LIMITED
LIFETIME WARRANTY**

All residential cast iron boilers include a full one-year warranty. A limited, lifetime warranty is provided for the cast iron sections of Peerless® residential hot water boilers. Visit PeerlessBoilers.com for complete details.

Technical Information



BOILER DIMENSIONS

Boiler Model Number	Jacket Depth "A"	Jacket Width "B"	Jacket Height "C"	Rear of Jacket to c/l of Vent "D"	Right Side of Jacket to c/l of Vent "E"	Vent Size Dia. "F"
WV-DV-03	14-1/8"	22-1/8"	35"	7-1/16"	8-5/16"	4"
WV-DV-04	18-1/8"	22-1/8"	35"	9-1/16"	8-5/16"	4"

CRATED DIMENSIONS & SHIPPING WEIGHTS

Boiler Model Number	Length WPC, WPCT ¹	Width WPC, WPCT ¹	Height WPC, WPCT ¹	Approx. Shipping Weight (lbs.)	
				WPC ¹	WPCT ¹
WV-DV-03	35"	28-1/2"	41-1/4"	566	575
WV-DV-04	43"	28-1/2"	41-1/4"	680	698

VENTING COMPONENTS KIT

Length	Approx. Shipping Weight (lbs.)
10'	16
15'	21
20'	26

*Note: vent terminal weight is 13 lbs.

SERIES WV-DV™ BOILER RATINGS



Boiler Model Number ¹	Input ²		Heating Capacity ⁴	Net Ratings Water ³	AFUE ⁴ , %	Water Content, gal
	GPH	MBH				
WV-DV-03	0.75	105	92	80	86.7	11.75
WV-DV-04	1.15	161	141	122	86.7	14.75
WV-DV-04	1.30	182	158	137	86.0	14.75

Note: Must be used with factory supplied 4" flexible insulated venting system.

¹ Boiler Model No. may have the following suffix letters: WPC = Water Package w/Burner & Circulator; WPCT = Water Package w/Burner, Circulator & Tankless Coil.

² Firing rate is based on a fuel oil with a heating value of 140,000 BTU per gallon. Burner input based on maximum altitude of 2,000 ft. - for other altitudes consult factory.

³ Net water ratings based on an allowance of 1.15. Consult Factory before selecting a boiler for installations having unusual piping and pickup requirements, such as intermittent system operation, extensive piping systems, etc.

⁴ Heating Capacity and Annual Fuel Utilization Efficiency (AFUE) ratings are based on U.S. Government test.



PeerlessBoilers.com

CUT-WV-DV R6 (08/25 - 5C)
Printed in U.S.A.
©2025 PB Heat, LLC. All rights reserved



SCAN FOR
SERIES WV-DV™
PRODUCT INFO