
Installation Instructions

Gravity Return Piping Kit

Gas Steam Boilers

GENERAL INFORMATION

A. This instruction contains information on assembly/ installation of the Gravity Return Piping Kit on the following boiler sizes:

1. Kit **63X047**: 3 & 4 section boilers.
2. Kit **63X048**: 5 & 6 section boilers.

This information can also be found in Steam Piping in *Installation, Operating and Service Instructions* provided with boiler or available on manufacturer's website.

NOTICE: Difference in Piping Compound / method may effect pipe alignment.

B. Materials Provided with this kit.

1. Installation Instructions.
2. See Table 1 for Standard Header material provided or Table 3 for Drop Header material provided for 3 and 4 section boilers.
3. See Table 2 for Standard Header material provided or Table 4 for Drop Header material

provided for 5 and 6 section boilers.

C. Installation of Gravity Return Piping Kit.

1. Assemble Gravity Return Piping Kit for 3 and 4 section boilers as illustrated in Figure 1 for Standard Header configuration or Figure 3 for Drop Header configuration.
2. Assemble Gravity Return Piping Kit for 5 and 6 section boilers as illustrated in Figure 2 for Recommended configuration or Figure 4 for Dropped Header configuration.

Note: Tighten unions only after all piping is in the proper position. Recommend using Pipe Dope or Teflon Tape on all threaded surfaces.

D. Place boiler in operation.

Refer to System Start-up and Checkout in *Installation, Operating and Service Instructions*.



PeerlessBoilers.com

TT8139 R0

111324-03 - 2/24

PB HEAT, LLC

131 S. CHURCH STREET • BALLY, PA 19503

©2025 PB Heat, LLC. All rights reserved.

Table 1: Standard Header Material Provided for 3 and 4 Section Boilers

| Item | Fittings | Quantity |
|------|----------------------------|----------|
| 1 | 2" x 12" Nipple | 1 |
| 2 | 2" Union | 1 |
| 3 | 2" x 4" Nipple | 2 |
| 4 | 2" Elbow | 2 |
| 5 | 2" x 10-1/2" Nipple | 1 |
| 6 | 2" x 4" Nipple (3 Section) | 1 |
| | 2" x 9" Nipple (4 Section) | 1 |
| 7 | 2" Tee | 1 |
| 8 | 2" - 1-1/2" Reducing Elbow | 1 |
| 9 | 1-1/2" x 8" Nipple | 1 |
| 10 | 1-1/2" Union | 1 |
| 11 | 1-1/2" x 18-1/4" Nipple | 1 |
| 12 | 1-1/2" Wye | 1 |
| 13 | 1-1/2" x 1-1/4" Bush | 1 |
| 14 | 1-1/4" x 2" Nipple | 3 |
| 15 | 1-1/4" Tee | 1 |
| 16 | 1-1/4" x 1-1/4" x 3/4" Tee | 1 |
| 17 | 1-1/4" Plug | 1 |
| 18 | 1-1/4" x 2-1/2" Nipple | 1 |
| 19 | 1-1/4" Union | 1 |
| 20 | 2" x 1-1/4" Bush | 1 |

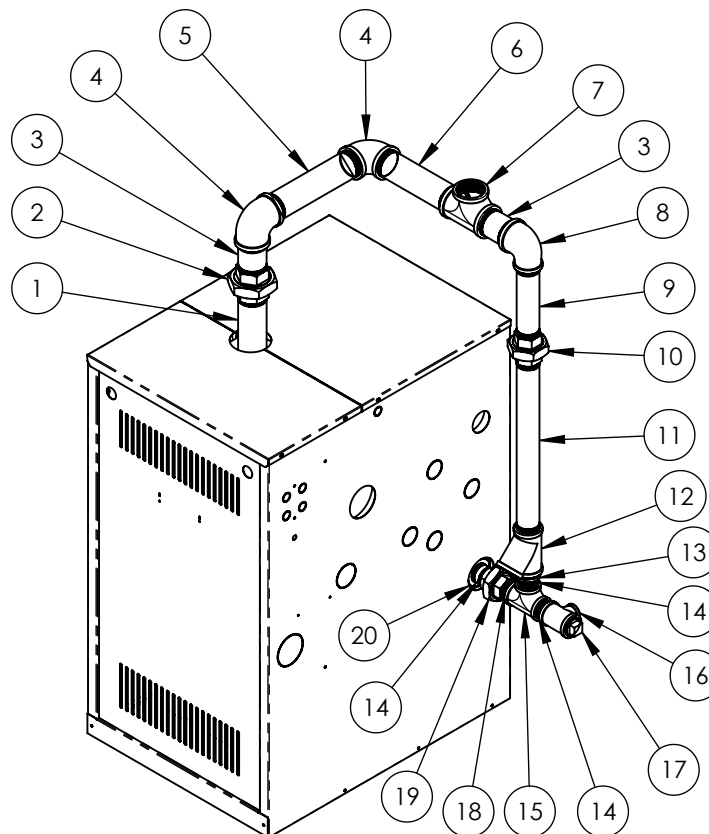


Figure 1: Standard Header Gravity Return Diagram for 3 and 4 Section Boilers

Table 2: Standard Header Material Provided for 5 and 6 Section Boilers

| Item | Fittings | Quantity |
|------|-----------------------------|----------|
| 1 | 2" x 12" Nipple | 2 |
| 2 | 2" Union | 3 |
| 3 | 2" x 4" Nipple | 2 |
| 4 | 2" Elbow | 2 |
| 5 | 2" x 10-1/4" Nipple | 2 |
| 6 | 3" x 2" Reducing Elbow | 2 |
| 7 | 3" x 7" Nipple (5 Section) | 1 |
| | 3" x 12" Nipple (6 Section) | 1 |
| 8 | 3" x 3" x 2" Tee | 1 |
| 9 | 3" x 4" Nipple | 2 |
| 10 | 3" Tee | 1 |
| 11 | 2" x 17" Nipple | 1 |
| 12 | 2" x 8" Nipple | 1 |
| 13 | 2" Wye | 1 |
| 14 | 2" x 1-1/2" Bush | 2 |
| 15 | 1-1/2" x 1-3/4" Nipple | 2 |
| 16 | 1-1/2" Tee | 1 |
| 17 | 1-1/2" x 1-1/2" x 3/4" Tee | 1 |
| 18 | 1-1/2" Plug | 1 |
| 19 | 1-1/2" x 2-1/2" Nipple | 1 |
| 20 | 1-1/2" Union | 1 |
| 21 | 1-1/2" x 2 Nipple | 1 |

Note: Item 7 can be replaced with a 3" x 17" nipple to use this kit for 7 section boilers.

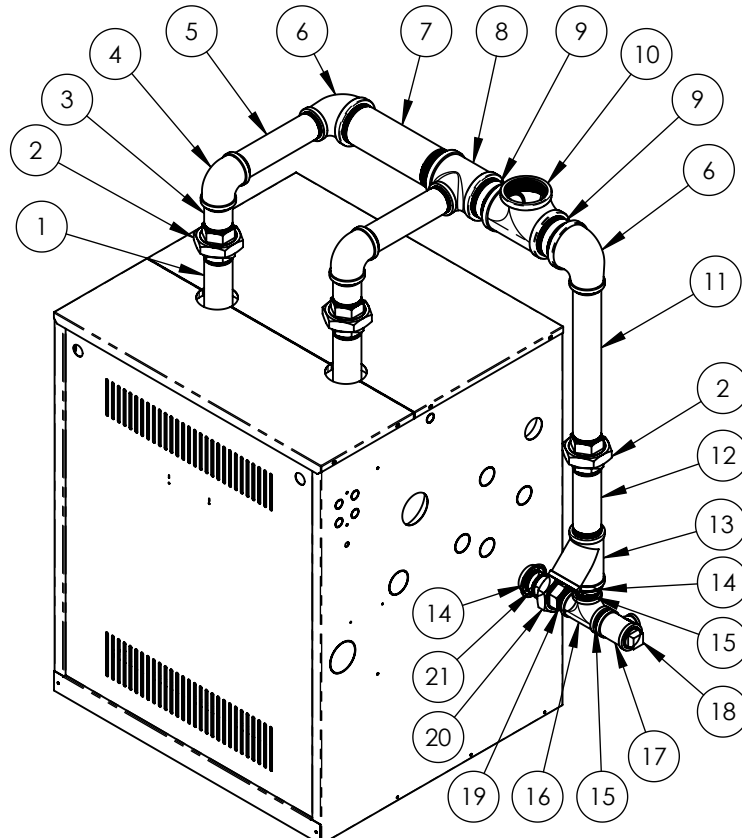


Figure 2: Standard Header Gravity Return Diagram for 5 and 6 Section Boilers

Table 3: Drop Header Material Provided for 3 and 4 Section Boilers

| Item | Fittings | Quantity |
|------|----------------------------|----------|
| 1 | 2" x 12" Nipple | 1 |
| 2 | 2" Union | 1 |
| 3 | 2" x 4" Nipple | 3 |
| 4 | 2" Elbow | 3 |
| 5 | 2" x 10-1/2" Nipple | 1 |
| 6 | 2" x 4" Nipple (3 Section) | 1 |
| | 2" x 9" Nipple (4 Section) | 1 |
| 7 | 2" Tee | 1 |
| 8 | 2" - 1-1/2" Reducing Elbow | 1 |
| 9 | 1-1/2" x 8" Nipple | 1 |
| 10 | 1-1/2" Union | 1 |
| 11 | 1-1/2" x 10-1/2" Nipple | 1 |
| 12 | 1-1/2" Wye | 1 |
| 13 | 1-1/2" x 1-1/4" Bush | 1 |
| 14 | 1-1/4" x 2" Nipple | 3 |
| 15 | 1-1/4" Tee | 1 |
| 16 | 1-1/4" x 1-1/4" x 3/4" Tee | 1 |
| 17 | 1/14" Plug | 1 |
| 18 | 1-1/4" x 2-1/2" Nipple | 1 |
| 19 | 1-1/4" Union | 1 |
| 20 | 2" x 1-1/4" Bush | 1 |

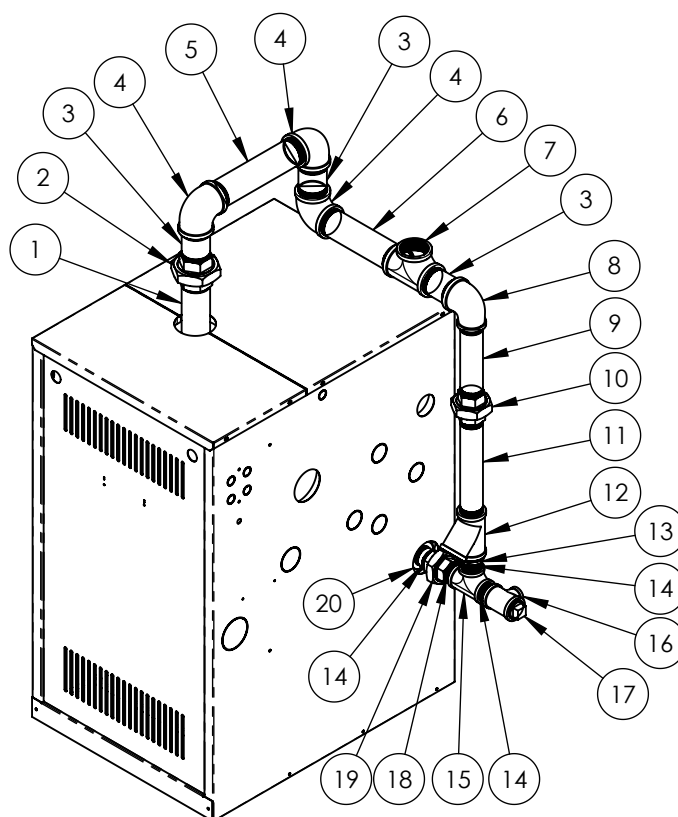
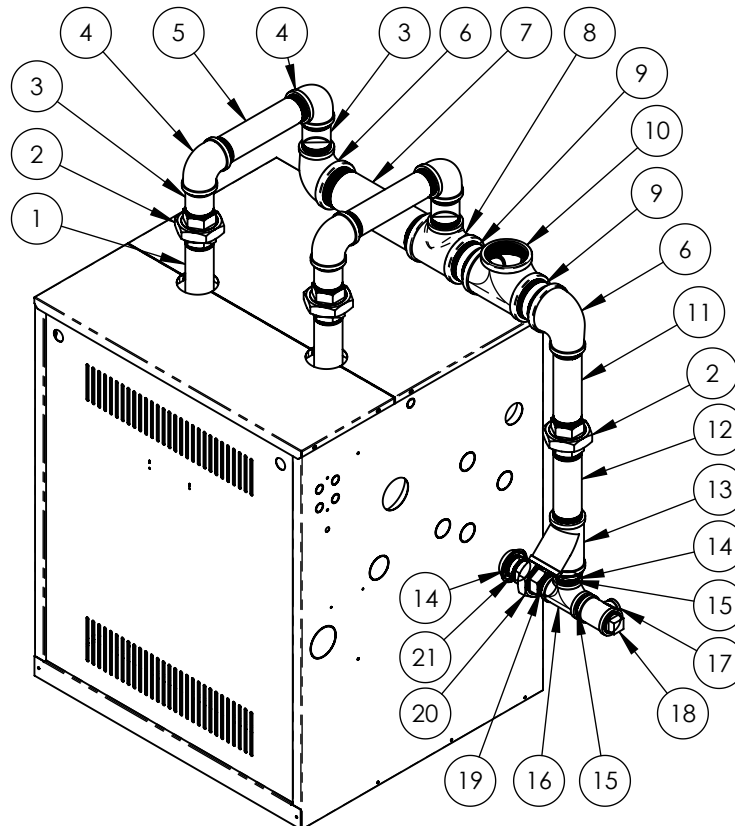


Figure 3: Drop Header Gravity Return Diagram for 3 and 4 Section Boilers

Table 4: Drop Header Material Provided for 5 and 6 Section Boilers

| Item | Fittings | Quantity |
|------|-----------------------------|----------|
| 1 | 2" x 12" Nipple | 2 |
| 2 | 2" Union | 3 |
| 3 | 2" x 4" Nipple | 4 |
| 4 | 2" Elbow | 4 |
| 5 | 2" x 10-1/4" Nipple | 2 |
| 6 | 3" x 2" Reducing Elbow | 2 |
| 7 | 3" x 7" Nipple (5 Section) | 1 |
| | 3" x 12" Nipple (6 Section) | 1 |
| 8 | 3" x 3" x 2" Tee | 1 |
| 9 | 3" x 4" Nipple | 2 |
| 10 | 3" Tee | 1 |
| 11 | 2" x 8-5/8" Nipple | 1 |
| 12 | 2" x 8" Nipple | 1 |
| 13 | 2" Wye | 1 |
| 14 | 2" x 1-1/2" Bush | 2 |
| 15 | 1-1/2" x 1-3/4" Nipple | 2 |
| 16 | 1-1/2" Tee | 1 |
| 17 | 1-1/2" x 1-1/2" x 3/4" Tee | 1 |
| 18 | 1-1/2" Plug | 1 |
| 19 | 1-1/2" x 2-1/2" Nipple | 1 |
| 20 | 1-1/2" Union | 1 |
| 21 | 1-1/2" x 2" Nipple | 1 |

Note: Item 7 can be replaced with a 3" x 17" nipple to use this kit for 7 section boilers.

**Figure 4: Drop Header Gravity Return Diagram for 5 and 6 Section Boilers**